

Grant County Forests and Forest Industry, 2021

ARKANSAS CENTER FOR FOREST BUSINESS

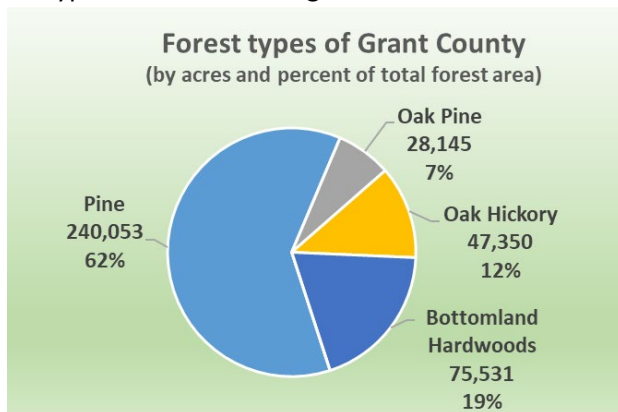
UNIVERSITY OF ARKANSAS AT MONTICELLO

Report 2021-C27

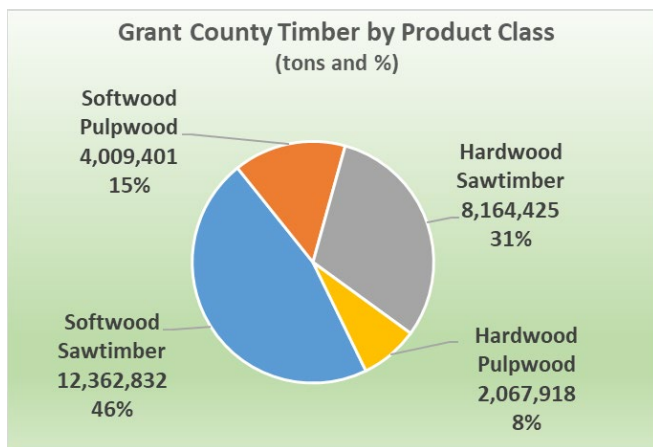


Grant County Forest Facts

Forests occupy 391,079 acres (97%) of the land area in Grant County; 100% of the forests are privately owned. Planted forests account for 78% of the pine and 9% of the non-pine forests in Grant County. Overall, 51% of the county's forests are planted. Forest area by covertype is shown in the figure below.



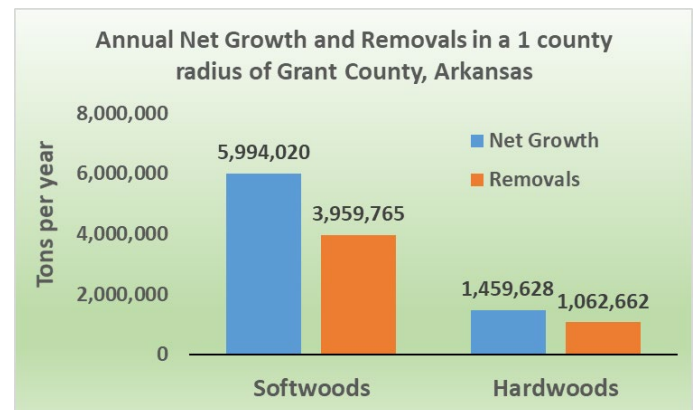
The forests of Grant County contain 16,372,233 tons of softwood (pine) timber and 10,232,343 tons of hardwood timber. The forest is made up of largely saw timber trees as shown below.



Timber Supply around Grant County

Within a 1-county radius around and including Grant County (Cleveland, Dallas, Hot Spring, Jefferson, Pulaski, and Saline) there are 79 million tons of pine and 61

million tons of hardwood timber. In this 7 county region, annual net growth exceeds harvest by 2,431,211 tons, 84% of which is softwoods (pine).



Economic Contributions of Grant County Forests

Forest industries contribute \$50,315,910 annually to Grant County's value added (GDP) which is 11% of the county's total economic activity. This is twice the state-wide average of 4.95%. Forest industries in the county include Anthony Hardwood Composites, Brown Millwork, Chapel Creek Lumber, HG Toler, Stella Jones, and West Fraser. Eleven logging firms operate from Grant County. Income in Grant County's forestry sectors is 148% of the county average. The direct economic contribution of Grant County's forest industry is shown in the table below by sectors.

Sector	Employees	Labor Income	Value Added (GDP)
Forestry	25	\$846,376	\$861,434
Logging	151	\$6,750,108	\$6,490,604
Solid Wood Products	308	\$19,828,788	\$37,469,597
Furniture	5	\$192,385	\$352,233
Pulp and Paper	41	\$2,468,753	\$5,142,042
Forestry Totals in Grant County	529	\$30,086,409	\$50,315,910