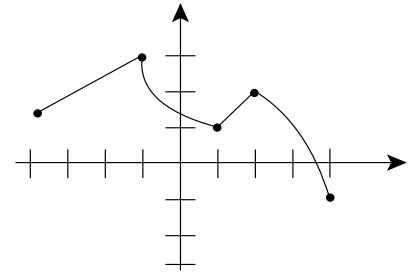


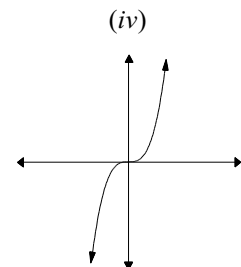
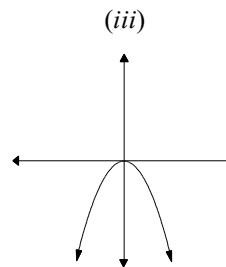
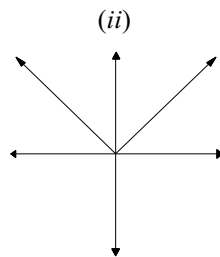
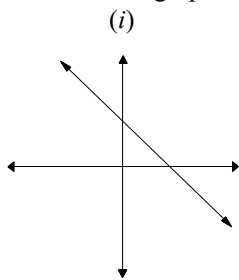
For problems 1-3, refer to figure on the right.



- The domain of $h(x)$ is _____
- The range of $h(x)$ is _____
- $h(-1)$ _____, $h(1)$ _____, $h(0)$ _____
 $h(4)$ _____ $h(-4)$ _____. For what value of x is $h(x) = 0$? _____

For problems 4&5, let $f(x) = \sqrt{x-2}$ and $g(x) = x^2 + 4$.

- The domain of $f(x)$ is _____ The range of $f(x)$ is _____ $f(6) =$ _____
- The domain of $g(x)$ is _____. The range of $g(x)$ is _____ $g(-5) =$ _____
- Match the graphs with the functions $f(x) = -x^2$, $g(x) = |x|$, $h(x) = x^3$, and $F(x) = -x + 5$.

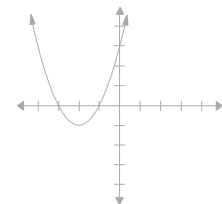


- Find the domain and range of the function $f(x) = -x^2$. (hint; you should know the graph for this function)
 domain _____ range _____

For the following problems consider functions $F(x) = -x + 5$, $f(x) = -x^2$, $g(x) = |x|$, and $h(x) = x^3$.

- Find: $F(0)$ _____ $f(0)$ _____, $f(1)$ _____, $h(1)$ _____ $g(-1) =$ _____
- The equation of the function on your right is $f(x) =$

- | | |
|-------------------|-------------------|
| a) $-(x-2)^2 + 1$ | b) $(x+2)^2 + 1$ |
| c) $(x+2)^2 - 1$ | d) $-(x+1)^2 + 2$ |



- Sketch the graph of the following:

- | | | | |
|----------------------------|----------------------------|--------------------|---------------------|
| a) $y = -(x-2)^2 + 1$ | b) $f(x) = 0.5(x+1)^2 - 2$ | e) $y = x-2 - 3$ | f) $f(x) = -3x + 2$ |
| c) $f(x) = \sqrt{x+3} - 2$ | d) $f(x) = 2(x+3)^2 + 1$ | | |