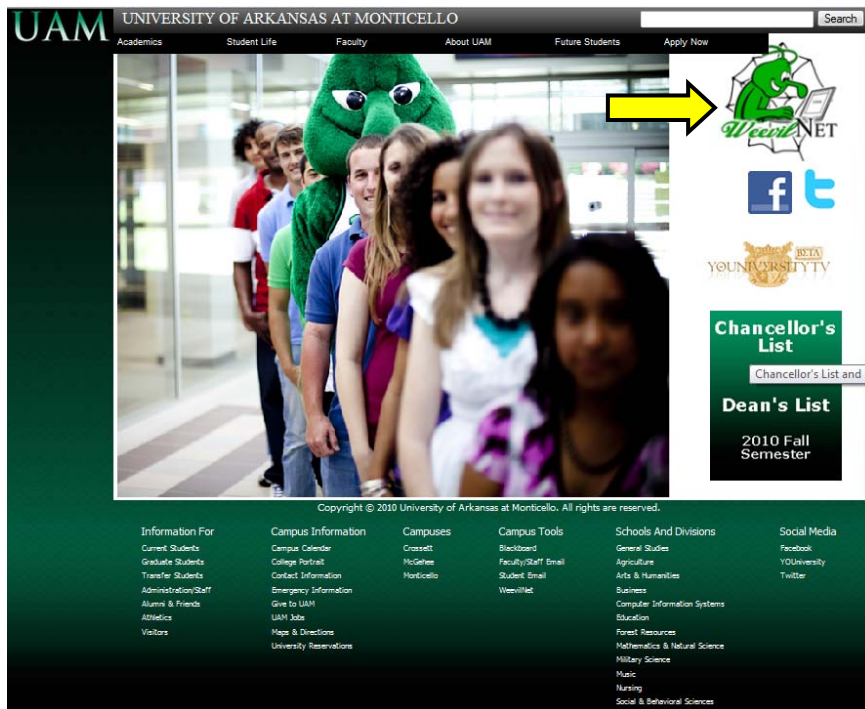
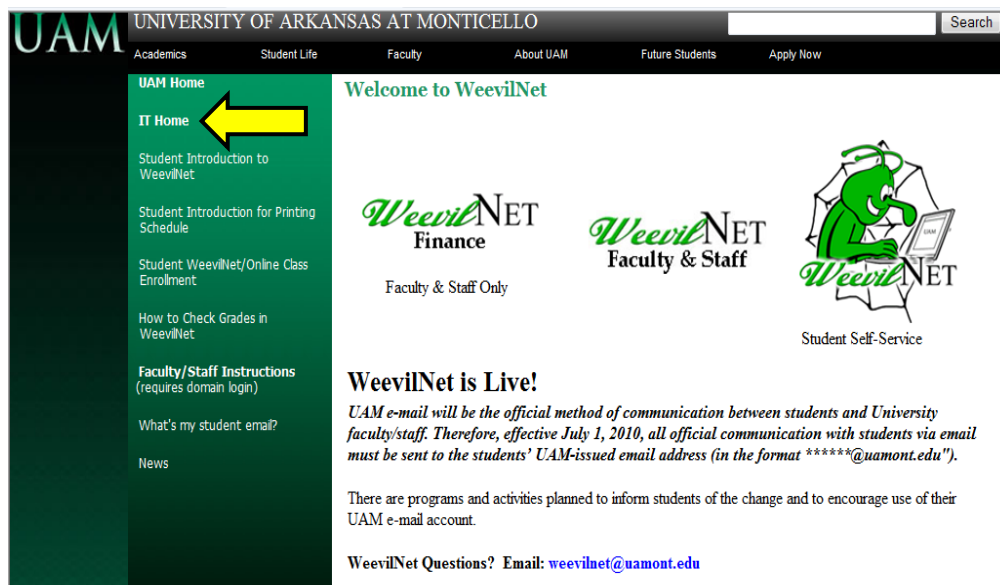


## HOW TO GET YOUR BARRACUDA PASSWORD AND LOGIN TO YOUR BARRACUDA ACCOUNT

Go to UAM's home page: [www.uamont.edu](http://www.uamont.edu)



Click the [WeevilNet](#) link at the top right corner of the UAM home page.



You are now at the Information Technology home page.

Click [IT Home](#)

UNIVERSITY OF ARKANSAS AT MONTICELLO

Academics Student Life Faculty About UAM Future Students

**UAM Home**

**IT Home**

- Getting Connected - Wired
- Getting Connected - Wireless
- Getting Connected - Wireless for Guest
- Register Your Game Console
- Online Support Form
- Passwords
- Security & Viruses
- Faculty/Staff
- Students
- Bandwidth Usage
- Barracuda**
- Microsoft Campus Agreement
- Blackboard
- Computer Usage Policy

**Welcome to the UAM Information Technology Department**

**Mission Statement**

The Information Technology department supports the mission and goals at Monticello by providing support, guidance, and leadership to students, faculty, and staff in the selection, implementation, and maintenance of technology in an academic environment.

The Information Technology department strives to enhance the image of the University of Arkansas at Monticello and the local community, by providing leadership and support to local businesses and organizations.

Information Technology  
358 University Drive  
P.O. Box 3626  
Monticello, AR 71656  
Phone: 870-460-1036  
Fax: 870-460-1920

If you are in need of technical assistance please put in a workorder or request and it will be entered for you.

Bobby Hoyle Director of Information Technology	Melissa Prince Administrative Support
Daron Burns End User Support	Darren Mayes Systems Support
Fred Cooper DP Network Technician II	Allan Riggins DP Network Manager
Bryan Daugherty Assistant Director - Network Management	Reba Riley Database Administrator

Click **Barracuda**

UNIVERSITY OF ARKANSAS AT MONTICELLO

Academics Student Life Faculty About UAM Future Students Apply Now

**UAM Home**

**IT Home**

- Getting Connected - Wired
- Getting Connected - Wireless
- Getting Connected - Wireless for Guest
- Register Your Game Console
- Online Support Form
- Passwords
- Security & Viruses
- Faculty/Staff
- Students
- Bandwidth Usage
- Barracuda**
- Microsoft Campus Agreement
- Blackboard
- Computer Usage Policy
- Copyright Resources
- Reporting Problems

**Barracuda Information**

The Barracuda Spam Firewall is an integrated hardware and software solution for protection of the UAM email server. It provides a solution to eliminating spam and virus by providing the following protection:

- Anti-spam
- Anti-virus
- Anti-spoofing
- Anti-phishing
- Anti-spyware (Attachments)
- Denial of Service

Our current configuration of Barracuda is inbound mode. It's primary intent is to help control spam, but it certainly assists with virus control.

The Barracuda web interface can be accessed at the following location:

[https://barracuda.uamont.edu/cgi-bin/index.cgi?locale=en\\_US&realm=](https://barracuda.uamont.edu/cgi-bin/index.cgi?locale=en_US&realm=)

If you no longer remember your password, a new one can be created for you. Following the steps below:

1. Go to the barracuda website by clicking the link provided above.
2. Type in your email address for the username.
3. Click on the Create New Password button at the bottom.

An email will be sent to you with your new password.

It is suggested that you add the Barracuda web interface to **Favorites** for easy access in the future.

Additional Information

Click the **barracuda link** in the middle of the page.

Enter your UAM username (*followed by @uamont.edu*) in the field provided.  
Click **Create New Password**

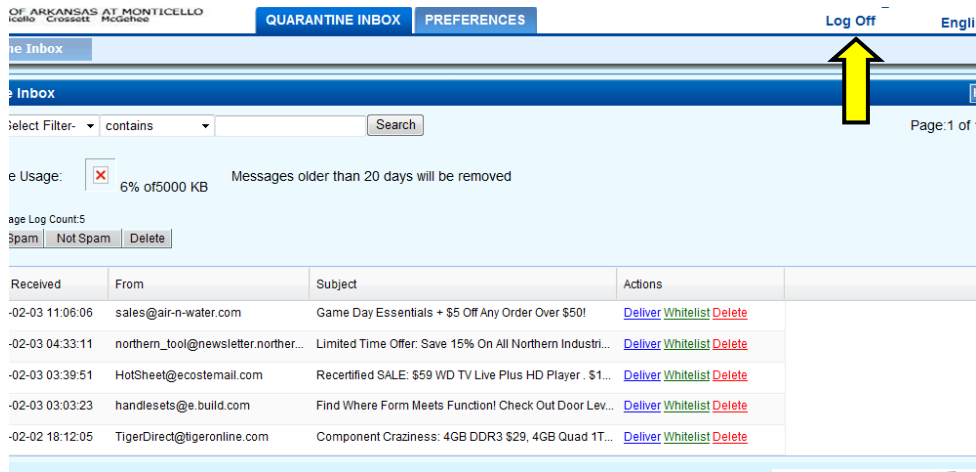
Your barracuda password will be sent to your email. Login to your email to retrieve your Barracuda password.

Repeat the above steps until you get back to your Barracuda login screen.

When you get to your Barracuda login screen:

Now enter your UAM username (*followed by @uamont.edu*) and enter your barracuda password that was sent to your email in the fields provided.

Click **Login**



You should be in your barracuda account.

When you are finished, you may Log Off.

Questions, contact the IT Call Center at 870-460-1820.